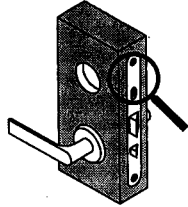


1. VÄÄNTÖRAUDAN VALINTA VAL AV MEDBRINGARE

Lukkorungon tunnus löytyy rintalevystä.
Läsnumret syns på stolpen.



DL3005	LC100	EL502
DL3115	LC102	EL580
DL31150	LC120	EL582
DL3117	LC204	EL590
DL3015	LC190-197	EL591
	4190 - 4197	
	4960	

ABLOY 4260

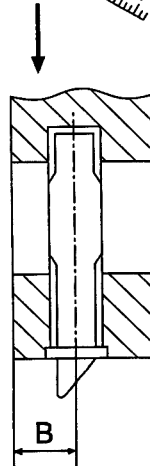
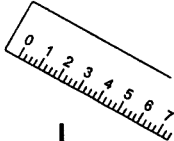

→ Keskipitkä
Medelläng

Ilman jatkelevyä
Utan förlängningsbricka

→ Lyhyt
Kort

2. LUKON PAIKKA OVESSA / PLACERING AV LÅSHUSET I DÖRREN

Avainpesän pituuden jatkaminen
Förlängning av cylindern



Ovipaksuus = B
Dörrbredd = B

21,5 - 23

0

0

23 - 24,5

0

0

24,5 - 26

1

1

26 - 27,5

1

1

27,5 - 29

2

2

29 - 30,5

2

2

30,5 - 32

3

3

32 - 33,5

3

3

33,5 - 35

4

4

35 - 36,5

4

4

36,5 - 38

5

5

38 - 39,5

5

5

39,5 - 41

6

6

41 - 42,5

6

6

42,5 - 44

7

7

44 - 45,5

7

7

45,5 - 47

8

8

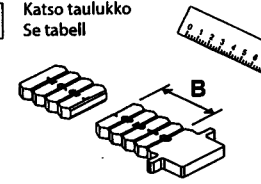
47 - 48,5

8


8

3. AVAINPESÄN PITUUDEN JATKAMINEN FÖRLÄNGNING AV CYLINDERN

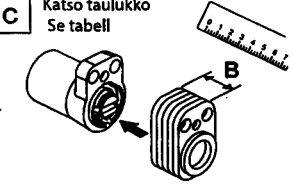
a Katso taulukko
Se tabell



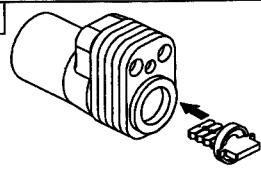
b



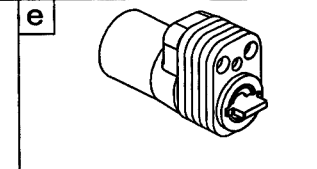
c Katso taulukko
Se tabell



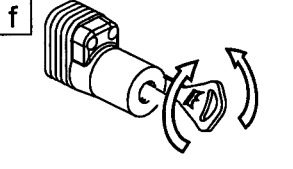
d



e

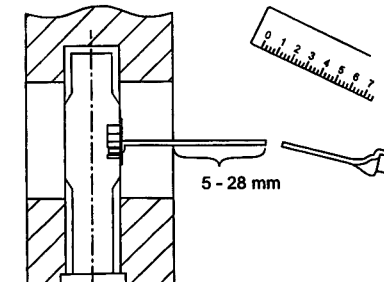
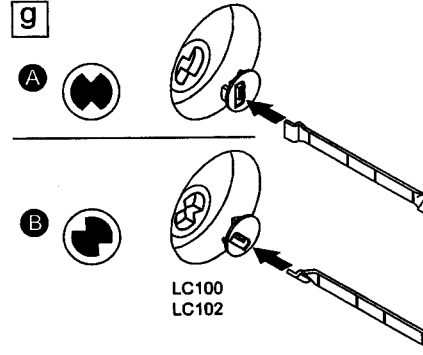


f



4. AVAINPESÄ + VÄÄNTÖNUPPI ASSENUS / CYLINDER + VRED MONTERING

g




A

B

LC100
LC102

h



i

